



# Kids Church @ home



## Memory verse:

Psalm 27 v 1 "The Lord is my light and my salvation – so why should I be afraid?"

## Bible Story – Zacchaeus

Younger children find the story of Zacchaeus in your bibles. In the Jesus Storybook Bible it is called 'The man who didn't have any friends'!

Older children you can find the story of Zacchaeus in Luke 19 v 1-10.

Think about the story. Imagine you are Zacchaeus – how would you feel being too small to see Jesus and feeling desperate to see him that you climb a tree.

How would you feel that Jesus chooses to come to your house when no one else likes you

## Discussion

How did Zacchaeus change?

What do you think it means to be saved by Jesus?

What were the colours Beth used in her talk?

What did they mean?

Can you fill in these letters from Beth's talk:

A \_ \_ \_ \_ we have sinned and ask God for forgiveness

B \_ \_ \_ \_ \_ Jesus died on the cross to take the punishment instead of us

C \_ \_ \_ \_ \_ to invite Jesus into our lives to help us turn away from our sin

Have you asked Jesus to be your friend? If you said Beth's prayer perhaps you could let Ruth know and then we can help you more as you grow as a Christian.

### Activity:

Think about what would you do if Jesus came to your house to visit?

### Ideas:

- 1, Set up your toys and pretend food as a meal for Jesus
- 2, Draw a picture of you and Jesus doing something at your house

- 3, Create the story with lego

Send Ruth your pictures!!



## CRAFT

### What you need:

Tissue paper cut into small squares

Paper towel or toilet paper rolls

Glue

Labels with the bible verse Luke 19:10 printed on them



Brush the end of the paper towel rolls with glue and stick the tissue paper squares to it.

Once they have created their masterpieces, give them the bible verse and let them stick it on their tree trunks.


Read the verse with them.

Pray with them and thank God for sending Jesus to save us.

# Challenge

## Marshmallow and Spaghetti Tree building Challenge

You will need: Dried spaghetti, mini marshmallows and a plastic Easter Egg



Challenge the children to build a 'tree' with the spaghetti and marshmallows, that will support and hold a plastic Easter egg (real eggs are way too heavy for what they are likely to build!)

### Talk about:

How easy was it to build the tree?

What difficulties did you encounter?

What difficulties do you think Zacchaeus encountered in the story?

What lengths would you go to to see one of your heroes?

What lengths do others go to in order to be Christians? – think about the persecuted church


When do you sometimes have to be determined?

Do you ever have to use your determination in order to live as a Christian and to get to know Jesus better?

### Pray:

Pray that people will have the determination to get to know Jesus better, even when it's hard. Draw or write prayers on a slip of paper and put them inside the plastic egg. Put the egg back on top of the 'tree' and give your prayers to God

# Zacchaeus Crossword



## Word list:

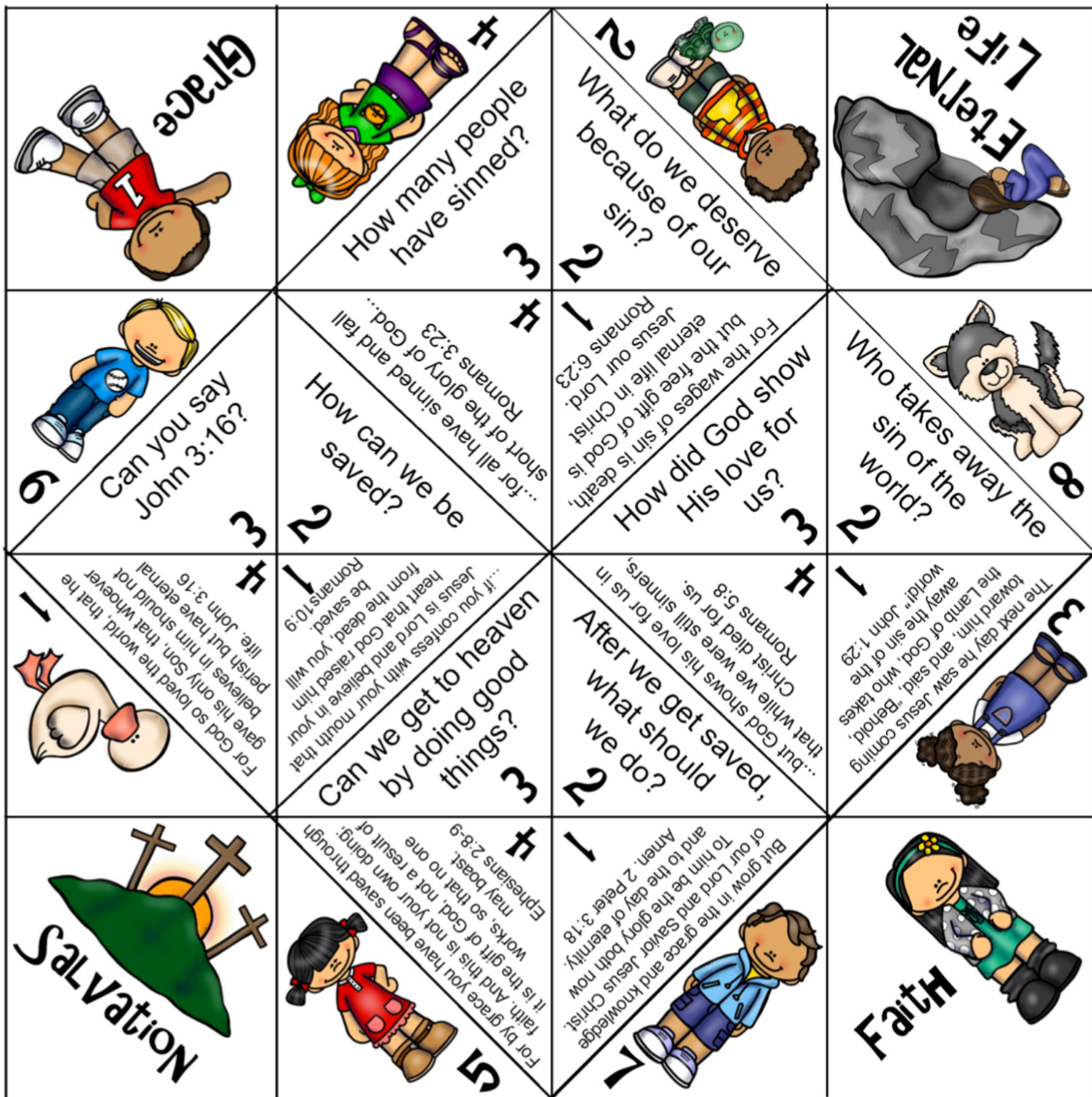
|           |        |
|-----------|--------|
| welcomed  | short  |
| salvation | four   |
| collector | sinner |
| Jericho   | people |
| sycamore  | seek   |

### Across

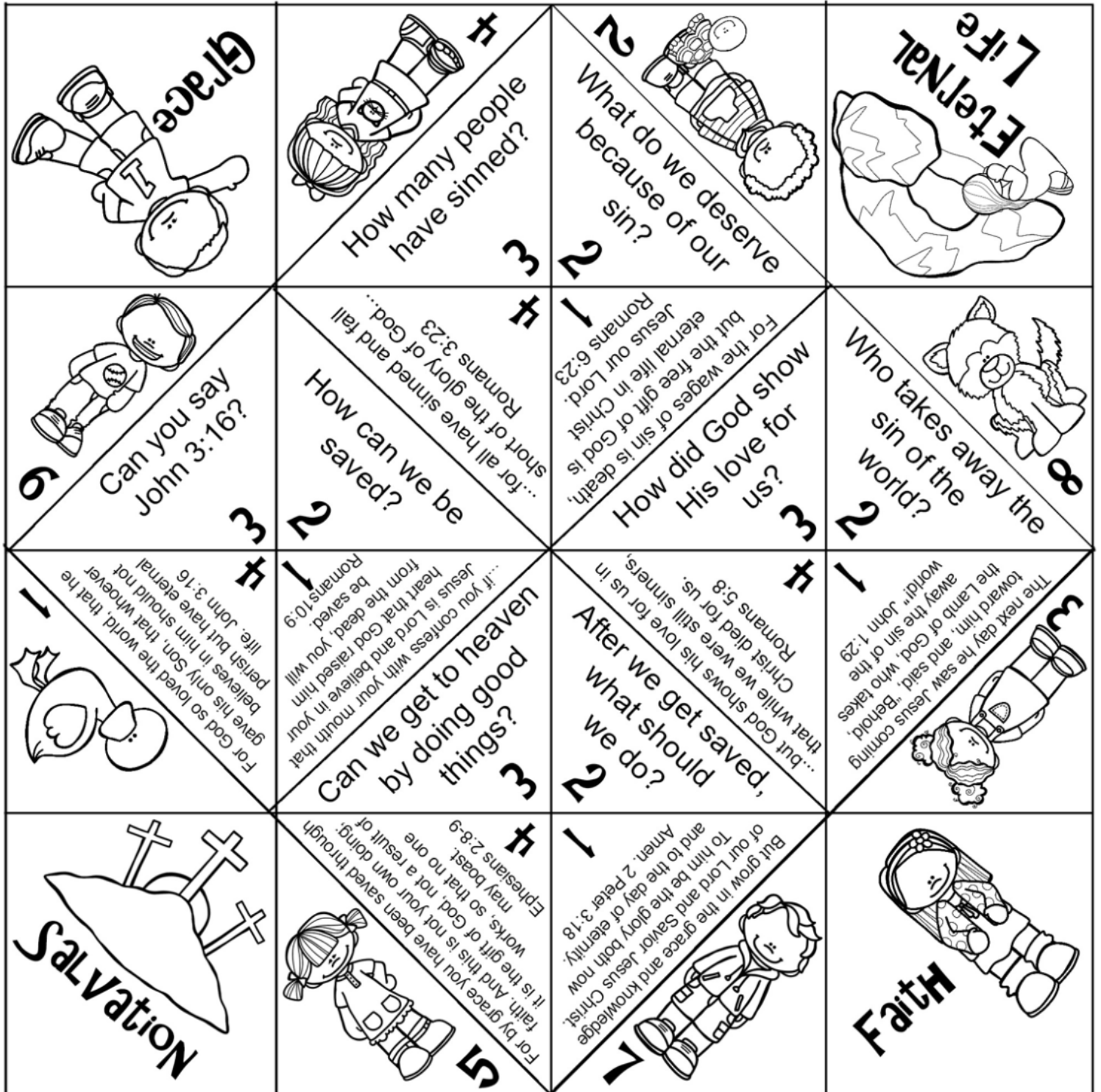
2. Jesus said this had come to Zacchaeus' house that day.
3. Jesus was \_\_\_ to come to Zacchaeus' house.
5. Zacchaeus climbed this type of tree to see Jesus.
7. This was Zacchaeus' occupation: tax \_\_\_.
8. Jesus came to \_\_\_ and to save the lost.

### Down

1. This was the city where the story took place.
2. The crowd was surprised Jesus would go to a house of this type of person.
4. There were a lot of these surrounding Jesus.
5. Zacchaeus wasn't tall but this.
6. Zacchaeus didn't just pay people back but gave them \_\_\_ times more.







1. Cut out the square along the outer lines. Do not cut any interior lines.



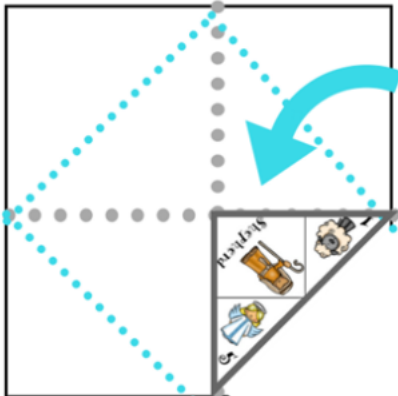
2. With picture side up, fold square in half. Unfold.



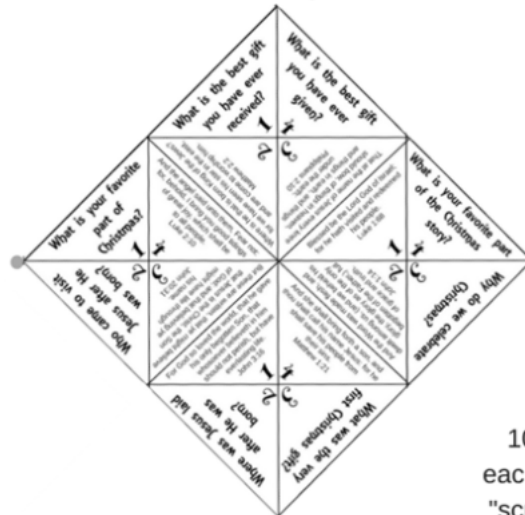
3. Fold in half the other direction. Unfold.



4. Flip paper over, picture side down. Fold the corners up and toward the center.



5. Flip the page over again so that the word side is up.



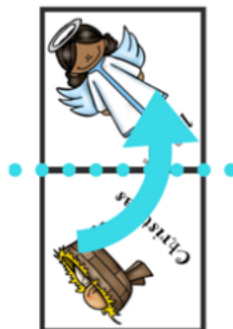
6. Fold the corners up to the center of the square.



7. You will now have a square with pictures up. Fold square in half.



8. Fold rectangle in half.



9. You should have a tiny square. Unfold until you have 8 pictures looking up at you again.



10. Place your fingers under each of the flaps in the back and "scrunch" the four corners up in the center until they meet.



11. After the corners are lifted to the center, you should see this image, but 3-D. You are done!





Jesus wants to  
be my friend  
forever.

Zacchaeus  
Luke 19:1-8

"Love each other  
as I have loved you."

John 15:12



# Zacchaeus

